

The Real Impact of High-Power PoE on Your IP Network

Jason Finnegan, Product Manager – Copper Solutions - Legrand

Cindy Montstream, RCDD, NTS - Director of Technical Support & Training - Legrand

Brian Ensign, RCDD, NTS, OSP, RTPM, CSI - Vice President – Strategic Account Solutions - Superior Essex



2018 BICSI Fall Conference & Exhibition



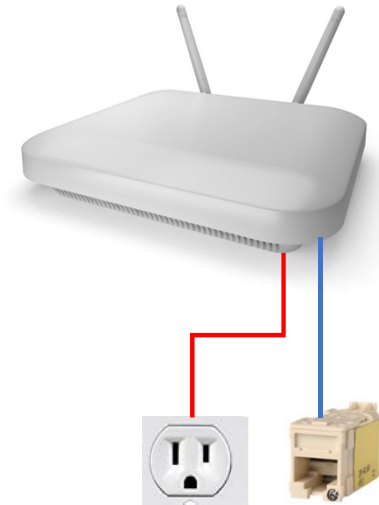
Agenda

- PoE Drivers
- Relevant Standards
- What to know to ask the right questions
 - Cabling considerations
 - Component considerations
 - Channel considerations
- Case studies
 - Calculating power efficiency
 - Justifying capital expenditure




What is Power-over-Ethernet?

Traditional Way

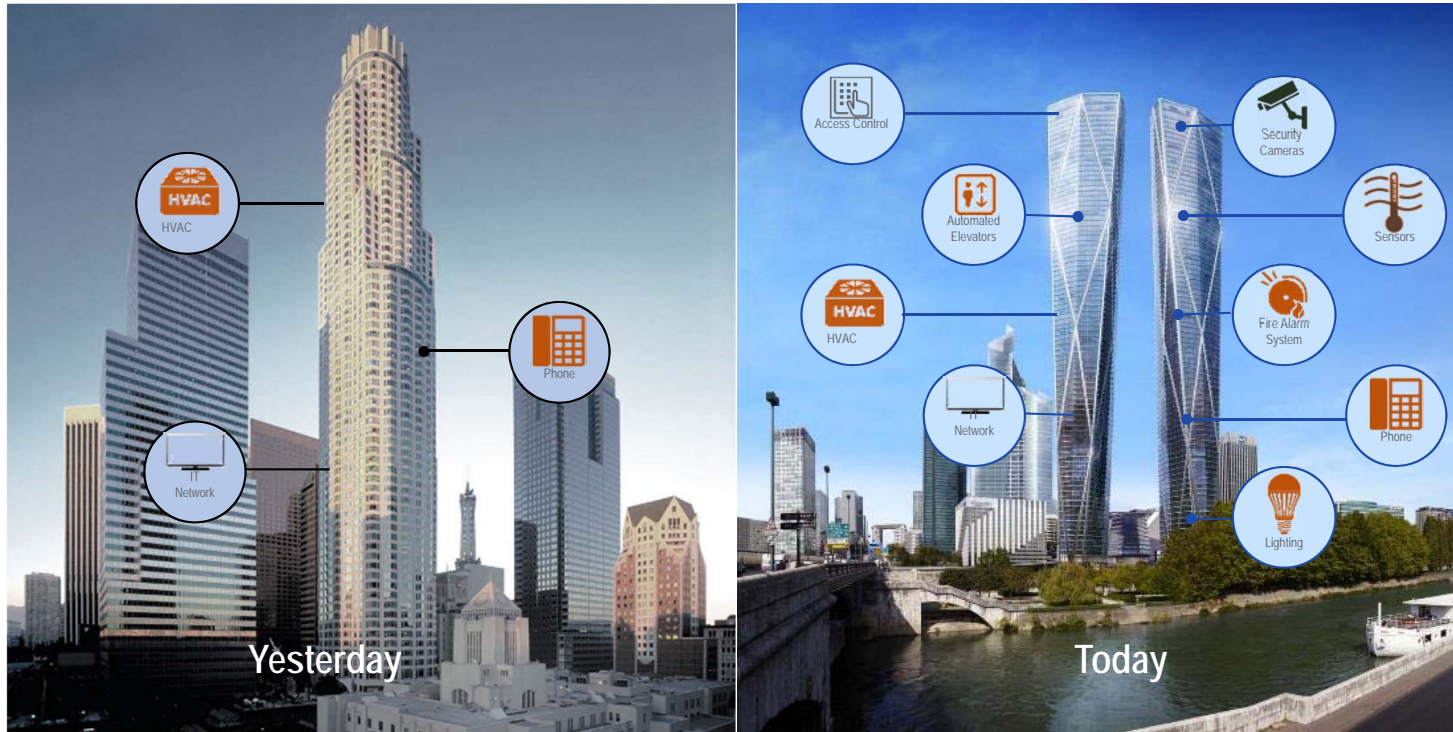


What is Power-over-Ethernet?

Using PoE



Technology Has Changed Buildings



New customer experiences and innovation demand improved efficiencies



PoE Digital Building Endpoint Examples

Communications



IP Call Tower



IP Call Stations



WAP

Sustainability & Wellness



Environmental Sensor Hubs



Power Meters



Status Signs



Temperature Sensors

Tenant Improvements



Curtain & Blind Motors



Ceiling Fans



Meeting Room Nameplate

Physical Security



Badge Readers



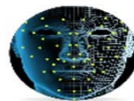
Cameras



Entry Barriers & Turnstiles



Biometric Door Locks



Facial Recognition



Horns & Sirens



Touchscreen PC's



Power over Ethernet Displays

Electrical



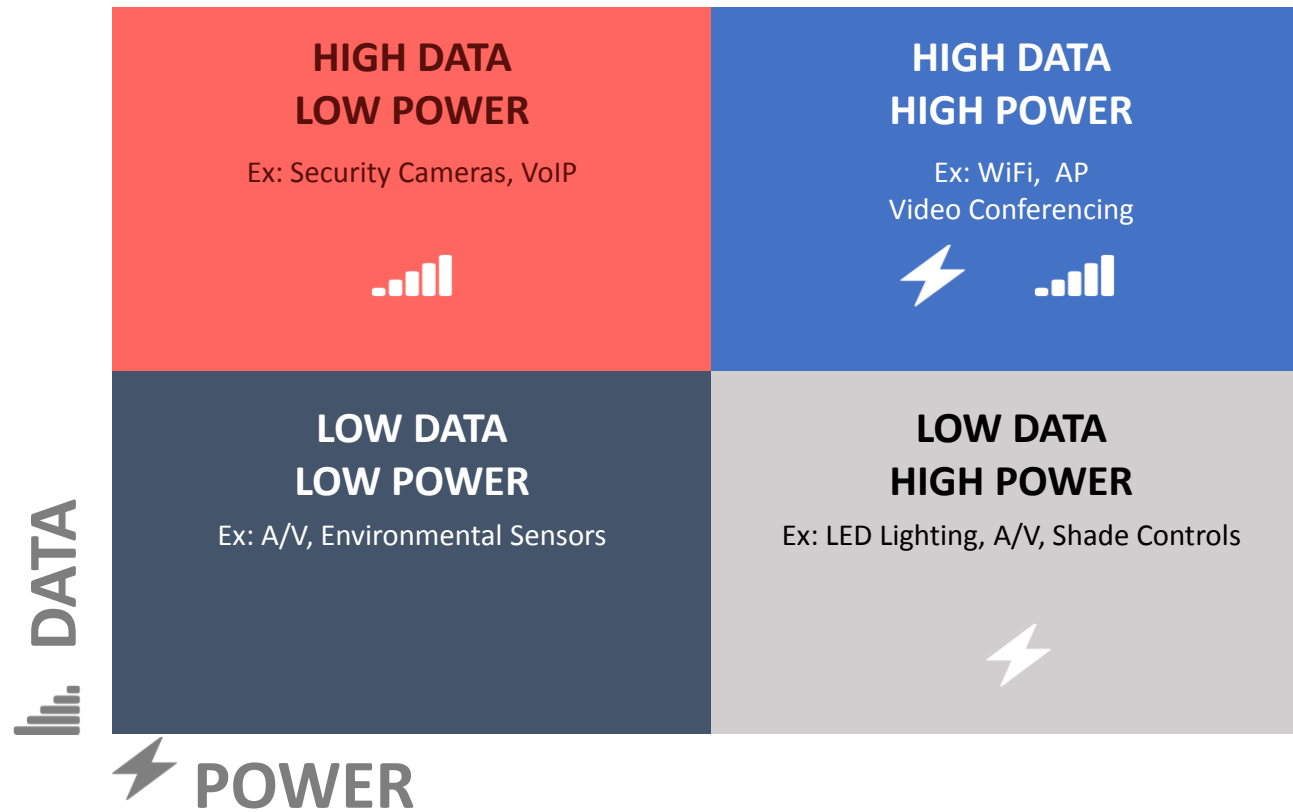
HVAC VAV's



Light Fixtures











Digital Building: Power & Data

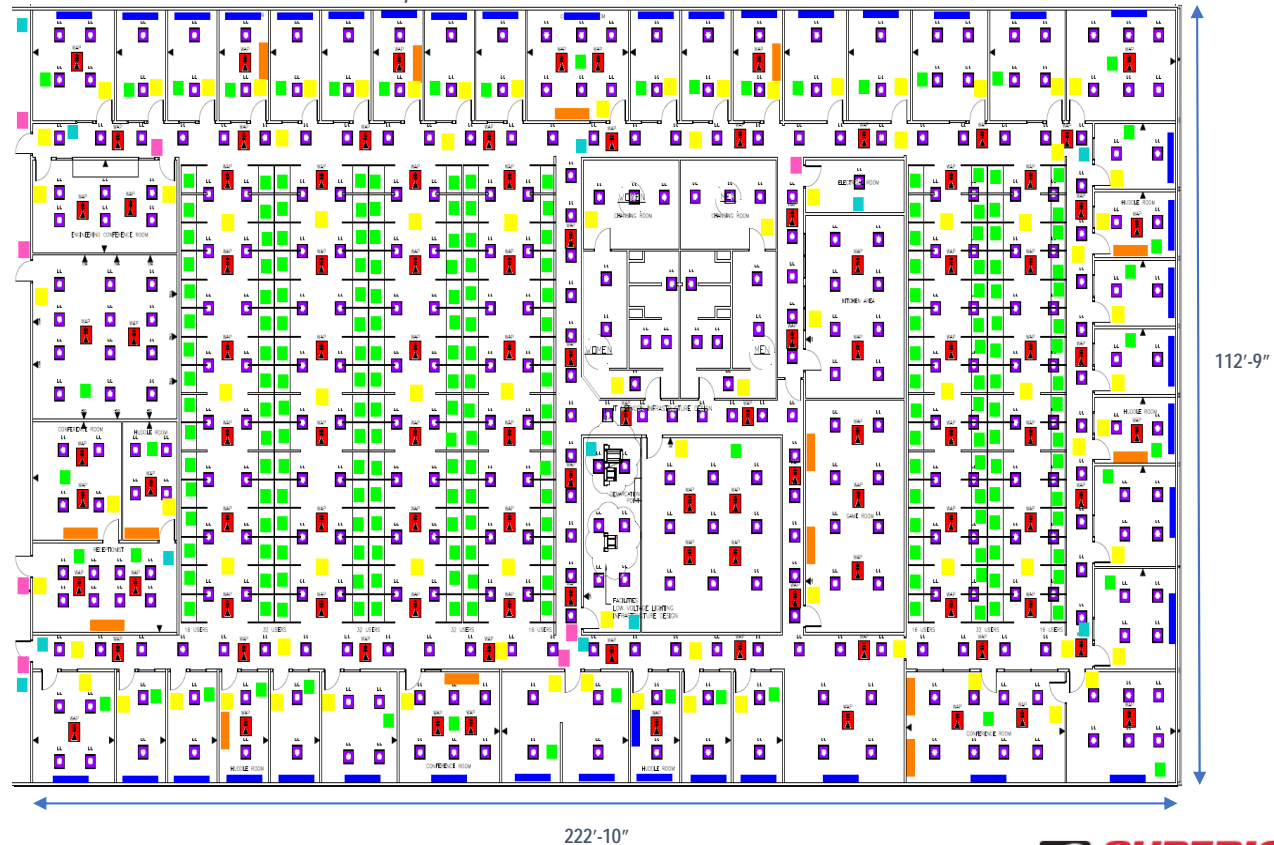


PoE - Commercial Building Applications

25,000 SQ Feet

PoE Infrastructure

	LED Lighting	389
	Phone, Client, Monitor	192
	Display	15
	Occupancy Sensors	89
	WAP	10
	Shade Control	40
	Security Camera	12
	Access Controls	8
Total		755



Power-over-Ethernet Standards & Codes

Applications



- IEEE 802.3

Cabling, performance, premises & best practices



- TIA /TSB 184-A



advancing information technology systems

- BICSI 005--2013
- BICSI 007--2017

Codes



- NEC 2017



2018 BICSI Fall Conference & Exhibition



Power-over-Ethernet (IEEE802.3)

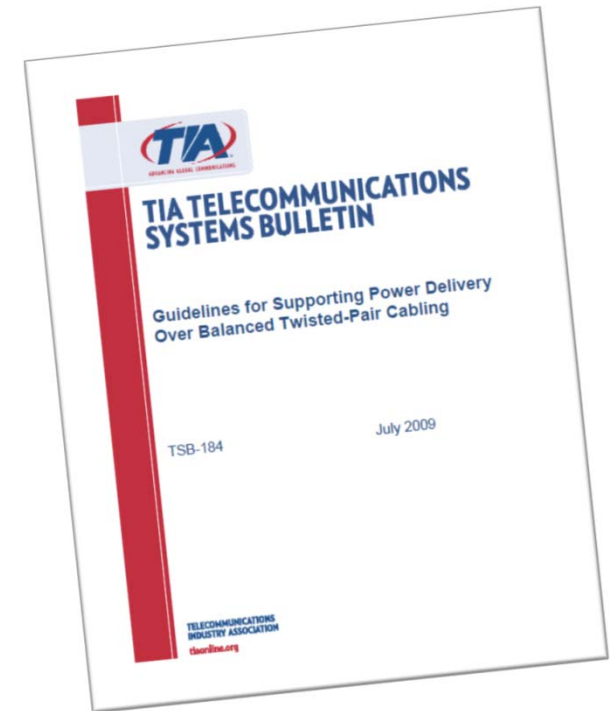
Standard	IEEE 802.3af	IEEE 802.3at	IEEE 802.3bt		HDBaseT
	PoE	PoE+	PoE++	4PPoE	PoH
Type	1	2	3	4	N/A
Status	2003	2009	Expected end of 2018		Exists today
Maximum number of energized pairs	2	2	4	4	4
Maximum DC current per pair	350 mA	600 mA	600 mA	960 mA	1000mA
Maximum power delivered by the Power Sourcing Equipment (PSE)	15.4 watt	30.0 Watt	60.0 Watt	99.9 Watt	>100W
Minimum required power at the Powered Device (PD)	12.95 Watt	25.5 Watt	51.0 Watt	71.0 Watt	>100W
Maximum Data Rate	1000BASE-T	1000BASE-T	10GBASE-T		Varies



TIA

What is TSB-184?


- Technical Service Bulletin
- Provides guidelines for supporting power delivery over twisted-pair cabling simultaneously with data
 - Twisted-pair cabling defined in ANSI/TIA-568 series
 - Safety Extra Low Voltage (SELV) limited power source (LPS) power
 - Focus on temperature de-rating of cable
 - Comprehensive approach
 - Defines bundle sizes
 - Includes 26 AWG
 - Installation recommendations
- Describes methods to help manage temperature rise ($\leq 15^{\circ}$)
 - Reduce long term cable degradation
 - Minimize negative effect on transmission performance
 - Reduce the amount of heat added to surrounding environment



TIA TSB-184-A

Guidelines for Supporting Power Delivery over Balanced Twisted-Pair Cabling

- Current has been increased to up to 1000 mA/pair.
- Models have been refined to include additional cable properties and installation conditions.
- Temperature rise tables include temperature rise in open air and sealed conduit.
- Bundling recommendations and installation recommendations have been added.
- Measurement procedures to develop models have been refined and included in the document.
- Includes additional specifications for *pair-to-pair dc resistance unbalance*.



Driven by
high-power PoE



TSB-184-A DC requirements

Energy consumption is related to the loop dc resistance -- heating in cabling will be related to the local dc resistance per unit length.

Larger conductor size reduces dc loop resistance improving power delivery efficiency & minimize heating.

DC Loop Resistance of Channels at 60°C

	Cat 5e 100m	Cat 6 100m	Cat 6A 100m	Cat 8 100m
Max dc loop resistance	25	25	25	7.22
Nominal dc loop resistance	24.38	20.09	20.09	6.81

Notes:

- 1. Dc loop resistance applies only to pairs that provide dc continuity end-to-end*
- 2. All values are at or adjusted to 60° C.*
- 3. Max values from ANSI/TIA-568.2-D*



TSB-184-A DC requirements

AWG DC Resistance at 20°C

AWG table	Ohms per 100m solid	Ohms per 100m stranded
23	7.32	6.92
24	9.38	8.76
26	14.8	14

Heating in cabling related to dc resistance per unit length.

Assumptions:

- Category 5e horizontal cable is assumed to be 24AWG solid conductor cable
- Category 6 horizontal cable is assumed to be 23AWG solid conductor cable
- Category 8 horizontal cable is assumed to be 23AWG solid conductor cable
- All categories of cord cable are represented by 26AWG stranded cable



TSB-184-A DC requirements

DC Resistance directly impacts efficiency!

Table A.9 - Nominal power loss per meter of different cable types.

Current per pair	Number of Pairs	Category 5e	Category 6	Category 6A	Category 8
600 mA	2	39.08 mW	30.49 mW	30.49 mW	30.49 mW
600 mA	4	78.15 mW	60.99 mW	60.99 mW	60.99 mW
720 mA	4	112.54 mW	87.82 mW	87.82 mW	87.82 mW
1000 mA	4	217.09 mW	169.41 mW	169.41 mW	169.41 mW



BICSI Standards

BICSI 005-2013 Electronic Safety & Security

- Inclusion of IP based architecture
- Support for PoE
- Recommends Category 6 or better



BICSI Standards

BICSI 007-2017 Intelligent Buildings

- Equipment cords and coverage area cables used for data and power transmission should have conductors with a minimum size of 0.205 mm² (24 AWG).
- For new installations, consider using cabling with 0.326 mm² (22 AWG) conductors if:
 - The specific building system (e.g., audio systems, video displays) is expected to require power exceeding 50W during the life cycle of the building
 - Future flexibility is desired in the types of systems that could be supported.



NFPA – NEC 2017 code

NEC is for SAFETY -- not application, power usage or performance

➤ Section 840.160

- Nothing required if less than 60 watts is used
- If more than 60 watts is used
 - Comply to section 725.144 or OPTIONALLY comply to UL LP-Listing

AWG	Number of 4-Pair Cables in a Bundle																				
	1			2-7			8-19			20-37			38-61			62-91			92-192		
	Temp Rating			Temp Rating			Temp Rating			Temp Rating			Temp Rating			Temp Rating					
	60°C	75°C	90°C	60°C	75°C	90°C	60°C	75°C	90°C	60°C	75°C	90°C	60°C	75°C	90°C	60°C	75°C	90°C	60°C	75°C	90°C
26	1.0	1.0	1.0	1.0	1.0	1.0	0.7	0.8	1.0	0.5	0.6	0.7	0.4	0.5	0.6	0.4	0.5	0.6	NA	NA	NA
24	2.0	2.0	2.0	1.0	1.4	1.6	0.8	1.0	1.1	0.6	0.7	0.9	0.5	0.6	0.7	0.4	0.5	0.6	0.3	0.4	0.5
23	2.5	2.5	2.5	1.2	1.5	1.7	0.8	1.1	1.2	0.6	0.8	0.9	0.5	0.7	0.8	0.5	0.7	0.8	0.4	0.5	0.6
22	3.0	3.0	3.0	1.4	1.8	2.1	1.0	1.2	1.4	0.7	0.9	1.1	0.6	0.8	0.9	0.6	0.7	0.8	0.5	0.6	0.7



UL LP Listing.....



2018 BICSI Fall Conference & Exhibition



Bicsi

UL LP Listing



New UL Limited Power (LP) certification:

1. CMP burn test
2. Cable Heating test
 - Create a bundle of 192 cables
 - Place in a 6ft long non-metallic conduit
 - Inject power
 - Check if the temperature increase is not higher than the cable rating
 - For 75°C rated cable and 45°C ambient temperature / no more than 30°C

CMP – Burn Test Results



UL LP Listing Issues

- Based on UL test results only
- Inconsistent with TIA / IEEE
 - Bundle size different
 - Not same ampacity
 - Temperature reference different
 - UL is vs temperature rating
 - IEEE is temperature rating minus 10°C
 - TIA is ambient temperature + 15°C



UL LP Listing



ISSUE

- Temperature rating
 - Min 60°C for insulation and jacket
 - 75°C marking:
 - ? 75°C insulation and jacket
 - ? 75°C insulation and 60°C jacket
 - 90°C marking:
 - ? 90°C insulation and jacket
 - ? 90°C insulation and 75°C jacket
 - 105°C marking:
 - ? 105°C insulation and jacket
 - ? 105°C insulation and 90°C jacket



What happens if the cable is at 87°C?

The insulation is good but how is the jacket impacted during the time when it is rated for 75°C...



UL LP Listing

What you need to remember

- LP simplifies cable choice by pre-testing
 - Large bundle sizes
 - Accounting for temperature rating
 - Accounts for cable design performance
 - Reasonable worst case environmental conditions
- However...
 - The listing is not being enforced by code or any standard
 - The listing is not aligned with current IEEE or TIA standards development
 - Only compares temperature of cable bundle under power to cable temperature rating
 - Does not include aging affects of operation at elevated temperatures
 - Does not consider cable performance verification at elevated temperatures
 - Confusion about who is allowed to install and how to install (the local authority has the final word)



Component Considerations



2018 BICSI Fall Conference & Exhibition



Bicsi

Cable: Twisted Pair Cable Factors for PoE

➤ Gauge Size

Larger copper gauge = less heat and is better at mitigating heat rise

➤ Cable Size

Larger cables better dissipate heat



➤ Temperature rating

- Cables with a higher temp rating = better ability to mitigate heat rise
- 100% FEP (Plenum) insulation will have a higher rating than partial FEP or polyolefin insulation (Riser)

➤ Other elements of cable construction

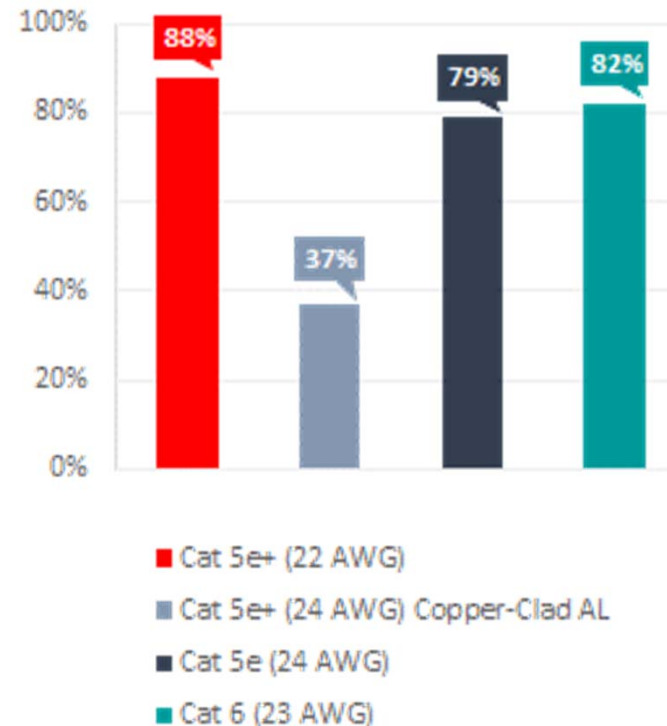
Shielded products dissipate heat down the length of the cable so improve capability



Cable: Power Efficiency

- Think about the application
 - High-speed Data vs. High power vs. Mix
 - AWG more important than performance category?
- If main application is high power, high-performance category may not provide best ROI

Power Efficiency Per 100m Length



Cable: Temperature Rise

Higher Temp = Higher Attenuation

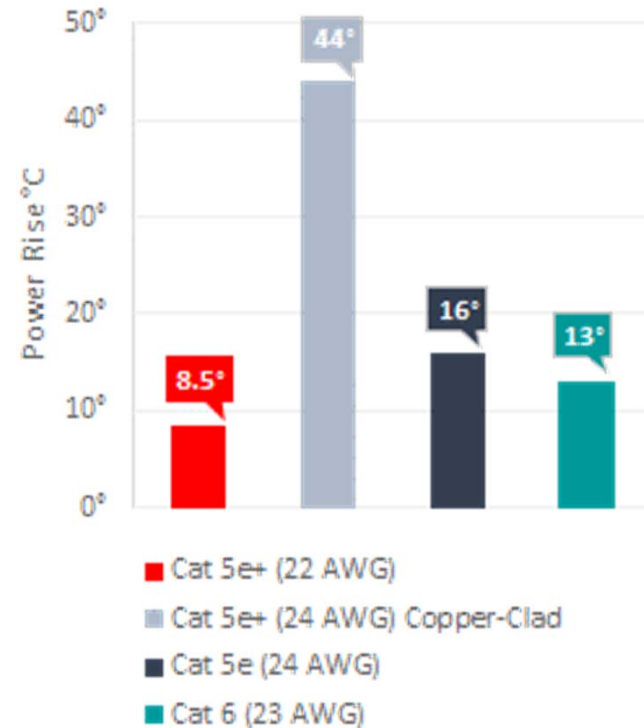


Higher Attenuation = Signal loss



Signal Loss = Shorter Channel Distance

Temperature Rise in 100 Cable Bundle



Cable: Temperature Rise

	Cat 5E	Cat 5E+	Cat 6A	Cat 6
AWG	22	22	23	23
Design	UTP	UTP	F/UTP	UTP
Energy Savings (W)	300	300	90	0
Temperature Increase (°F)	+13	+10	+13	+20



- 100 cables in bundle
- 100 meters
- 100W for 5 days




Cable: Temperature Rise

Energized cable has an impact on lifespan of cable materials

FEP insulation yields longest system lifespan

Promotes longest life for powered devices

Top Challenges of Implementing Cost-Efficient 4PPoE (IEEE 802.3bt) Cable Solutions



Cable Sample #2 with Polyolefin insulation after 10 days at 120°C



Connectivity: Design Considerations for PoE

- **Interface contact displacement (spark gap)**
Prevent arc damage
- **Increase electrical area for power**
Support higher current
- **Improved housing cavity**
Withstand usage, extended life cycle, improved electrical performance
- **Improved cavity air flow**
Heat dissipation
- **Power transfer heat dissipation**
Support higher current

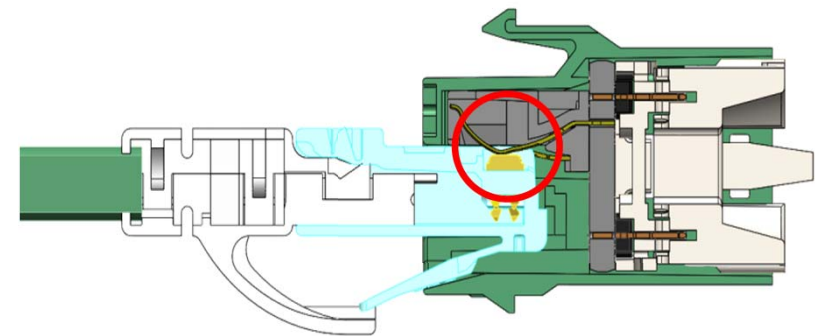
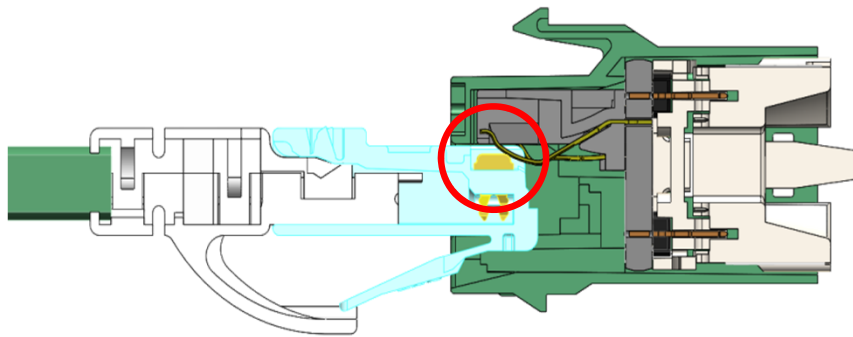



Connectivity Design Considerations

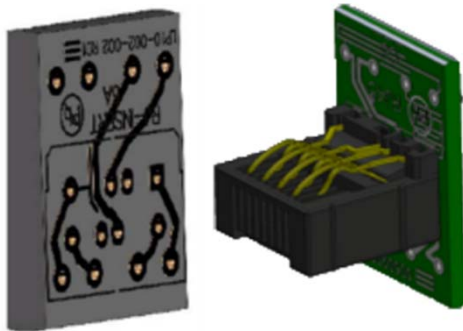
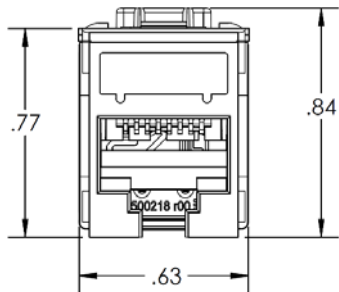
Spark Gap Concerns

Spark Gap Concerns When Un-mating Under PoE Load

- Connectivity designs that locate the last point of contact away from the fully mated connection protected area of the mated connection from any arch damage



Connectivity Design Considerations



- IEC 60512-99 recommendations support 1 amp on each circuit path

802.3af supports a max of 350mA

802.3at supports a max of 600mA

802.3bt projected max of **960mA**

- 960mA is **dangerously close** to 1 amp
 - Connectivity should be designed to support more than 1A
- Pick connectivity ready for emerging devices & designed to withstand the stressors usage and extended life cycles.



Impact on Channel



2018 BICSI Fall Conference & Exhibition



Bicsi

Challenges for the network

- Delivering up to 100 watts of power while.....
 - Maximizing energy efficiency
 - Maintaining data integrity
 - Maximizing life span of cabling
- New Pair to Pair Unbalanced DCR limits required in the standard
- Justifying Capex & ROI



Power will impact data transmission



2018 BICSI Fall Conference & Exhibition



High power impact on data transmission

Cabling Performance Margins under Power Load

TIA 568-C.2 Category 5E performance margins with applied IEEE802.3bt PoE power at Ambient Room Temperature (25° C)

Test	IEEE 802.3bt PoE			TIA 568-C.2 Margins			
	Power Source (W)	Power Received (W)	Power Efficiency (%)	NEXT (dB)	RL (dB)	IL (dB) @100 MHz	ACR (dB)
1	0	NA	NA	10.09	5.54	6.68	11.62
2	100	90.24	90.24	10.27	5.6	7.02	12.41
		Margin Differences		0.18	0.06	0.34	0.79

TIA 568-C.2 Category 5E performance margins with applied IEEE802.3bt PoE power under maximum TSB-184-A Elevated Temperature rating (60° C)

Test	IEEE 802.3bt PoE			TIA 568-C.2 Margins			
	Power Source (W)	Power Received (W)	Power Efficiency (%)	NEXT (dB)	RL (dB)	IL (dB) @100 MHz	ACR (dB)
3	0	NA	NA	10.64	6.88	5.82	12.34
4	100	89.22	89.22	10.63	6.35	4.92	12.32
		Margin Differences		0.01	0.53	0.9	0.02



Verify Components and Test Channels



Case Studies



2018 BICSI Fall Conference & Exhibition



Bicsi

Example based on 10,000 sq. ft

Connected Lighting TCO with controls

	PoE-LED (Central/Closet)	PoE-LED (De- central/Ceiling)	AC-LED	AC-FL
Total CAPEX	\$193,132	\$219,304	\$236,967	\$188,477
Per Square Foot	\$7.73	\$8.77	\$9.48	\$7.54
Cost Delta (relative to AC-LED)	-18.5%	-7.5%	0.0%	-20.5%
Total OPEX	\$88,177	\$86,284	\$88,046	\$190,369
Per Square Foot	\$3.53	\$3.45	\$3.52	\$7.61
Per Square Foot (per year)	\$0.35	\$0.35	\$0.35	\$0.76
Cost Delta (relative to AC-LED)	0.1%	-2.0%	0.0%	116.2%
Total INVESTMENT	\$281,309	\$305,588	\$325,012	\$378,846
Per Square Foot	\$11.25	\$12.22	\$13.00	\$15.15
Per Square Foot (per year)	\$1.13	\$1.22	\$1.30	\$1.52
Cost Delta (relative to AC-LED)	-13.4%	-6.0%	0.0%	16.6%

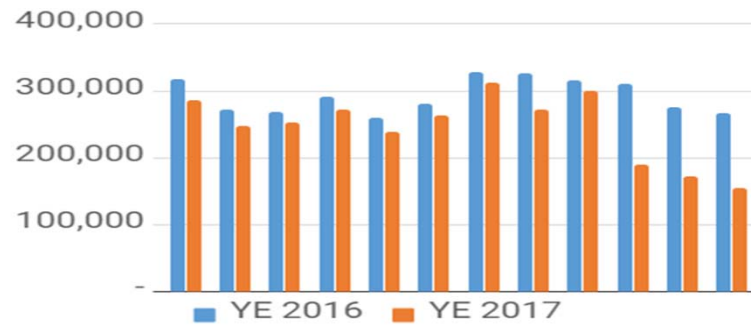
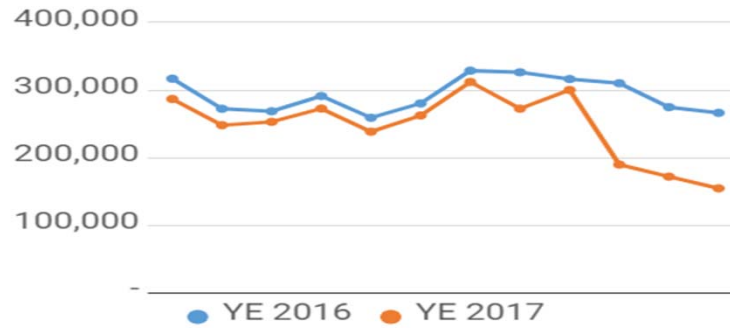


Case Study: The Sinclair Office Building



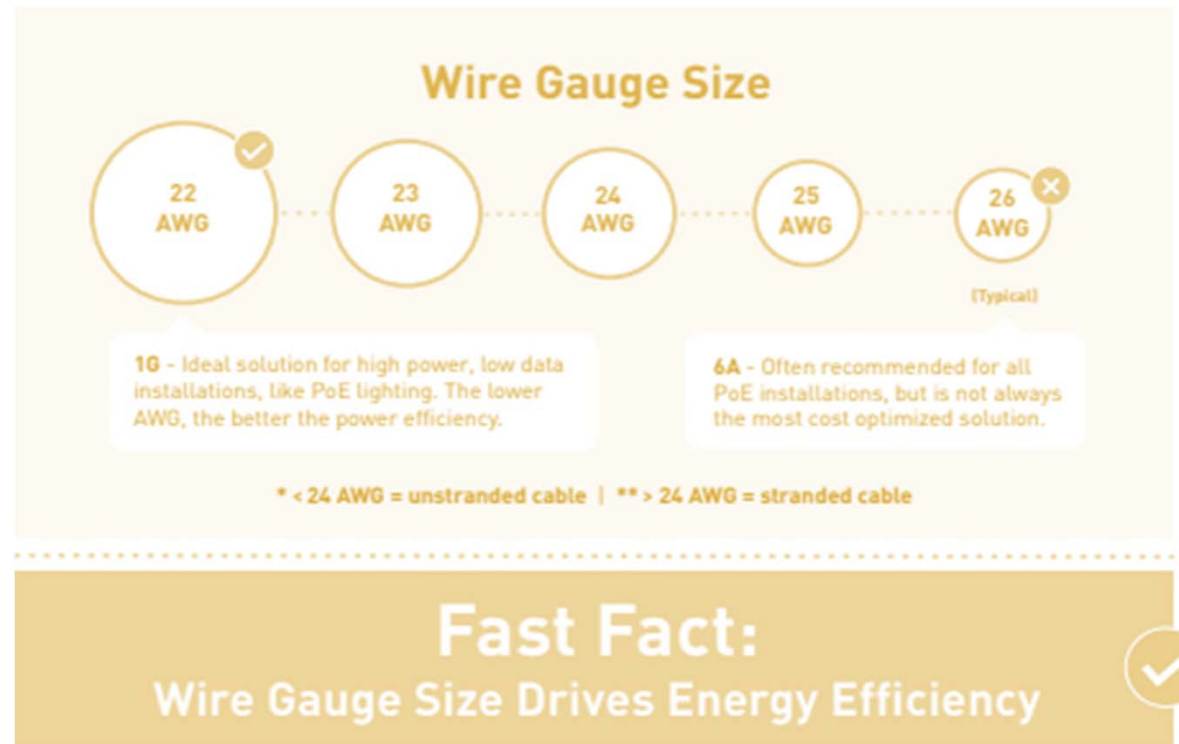
Case Study: The Sinclair Office Building

	YE 2016	YE 2017
jan	316,866	286,861
feb	272,376	248,146
mar	268,707	253,063
apr	291,208	272,666
may	259,108	238,546
jun	280,267	262,491
jul	328,715	312,005
aug	326,295	272,527
sep	316,320	300,119
oct	310,155	189,925
nov	274,787	172,121
dec	266,411	154,825



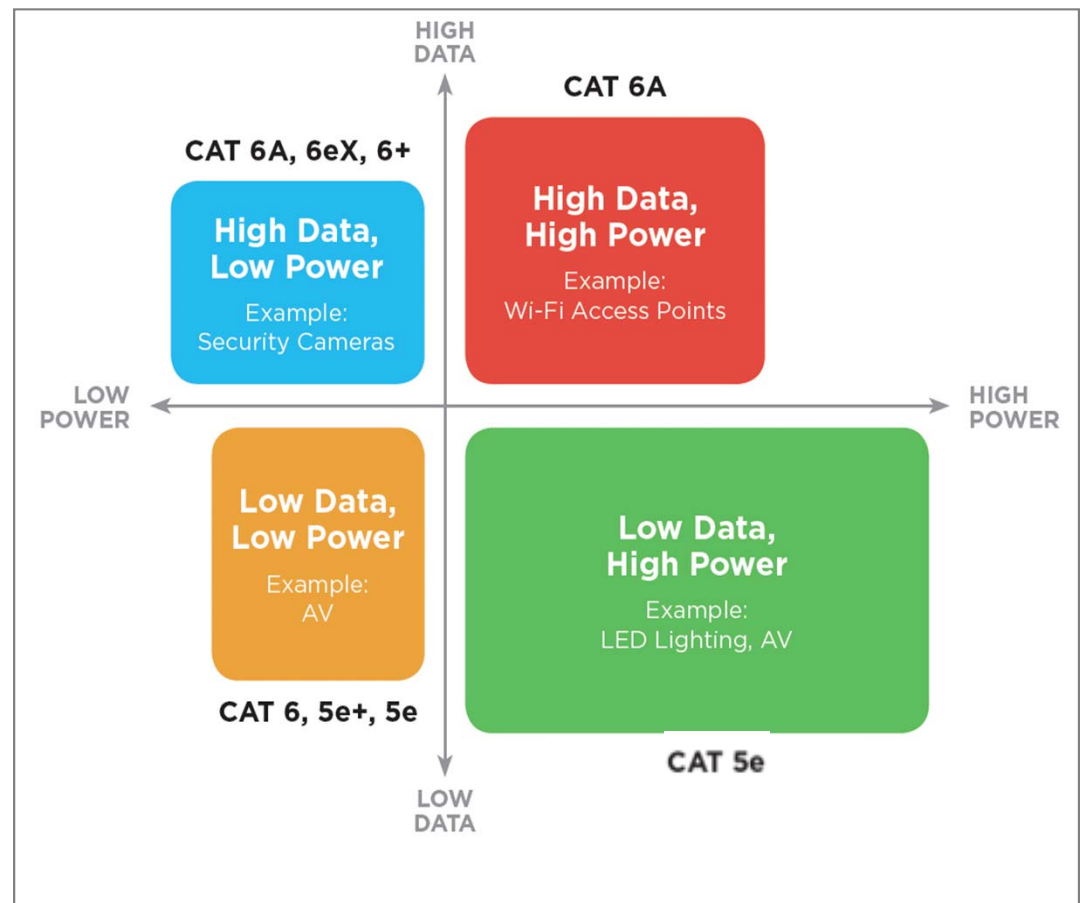
Conclusions

- Think differently
 - What performance do you actually need?
 - 1G vs. 10G
 - CAPEX / ROI



Conclusions

- Know Application
- Work with manufacturing partner



The Real Impact of High-Power PoE on Your IP Network



Jason Finnegan (jason.finnegan@legrand.us)
Cindy Montstream (cindy.montstream@legrand.us)
Brian Ensign (brian.ensign@spsx.com)

Thank
you!!



2018 BICSI Fall Conference & Exhibition

